

# Introduction

An anomaly is something that deviates from the normal reality and is outside a scientific explanation. A phenomenon is a fact or event that exists in time and space that defies accepted scientific explanation. These phenomena are really a special portal in the fabric of our reality that let us perceive what existence truly is. We try to understand what we see and sense by applying the scientific philosophies we have been taught. For the past fifty years our scientific instruments have outstripped our ability to understand what they are measuring, detecting, and “seeing”. Over the past 100 years science has changed from a classical Newtonian model of the universe to a relativistic Einsteinian approach to finally a quantum mechanical approach with subatomic particles and quarks making up matter. All of these approaches are based on a matter-oriented theory of existence, the idea that matter is the dominant thing in the universe, that the interaction of all forms of matter, from molecules to particles, cause and explain the world we live in. Over the past forty years the list of unexplained phenomena have grown to a substantial number in all the major fields of science. The question is: When will their house of cards come crashing down around their square caps, forcing a new philosophy of science to emerge?

In the 1968 motion picture, *Planet of the Apes*, we see man returning to a future earth. The apes have evolved and man has devolved. If viewers of the movie thought that evolution was the theme of the movie, they missed the most important point. The film was showing how ignorance is institutionalized in politics, religion, and in higher education. The elders of the apes knew there was something past the “forbidden zone.” They knew that there was a more advanced civilization before theirs and it was not descended from them. To keep control of the masses, certain thought processes had to be repressed.

Mankind’s institutions have been just as kind to us as apekind’s institutions were to them. Only certain kinds of thinking or non-thinking are rewarded in our world. There is no financial reward in thinking creatively. There are financial rewards for thinking

“properly.” “Properly” is the way we have been taught to accept.

So the question I pose to you is: Why did I write a book about some gravitational anomalies on the west coast of North America and why are they important? Most of them are tourist oddities operated by small families attracting dozens of tourists daily. All claim the “shrink and grow” phenomenon and all have a crooked two room shack built on them. Critics would say: So what is so special about an optical illusion? The definition of an illusion is: a misleading image presented to the vision. The answer is that these are not illusions and time changes dynamically inside these gravitational vortex anomalies. Their importance is they prove that the traditional explanation for gravity (the general theory of relativity) is wrong!

What is wrong with the “accepted” philosophy of science is the foundation of our scientific theories of existence are based on a matter-oriented theory of existence. Matter is the dominant thing in the universe. I believe this is the fundamental error our society has made. It is leading to a dead-end in scientific thought. The only other alternative for explaining the workings of the universe is that “information” is the dominant force in the universe. The information, from another dimension, creates the matter world in which we exist.

My first philosophy of science book was *Reality Revealed: The Theory of Multidimensional Reality* written in 1977. As far as I know, it was the first time in history anyone had presented an information theory of existence and applied it to many of the phenomena in our universe, including what causes the ice ages, polar reversals, mass extinction’s, creation of new species, great flood, and other events all happening at the same time geologically.

With this book I wanted to choose a narrowly focused phenomena that the average person could go see for themselves, experience, test, and photograph. After that they could read my explanation using the Theory of Multidimensional Reality and decide for themselves.

I investigated four sites during the week of June 1 to June 9th 1996. They were the Oregon Vortex in Gold Hill Oregon, Magnetic Hill east of Rohnert Park, California, the Santa Cruz Mystery Spot in Santa Cruz, California, and Confusion Hill in Piercy, California. We were at each location for one day except for the Oregon Vortex, where I stayed there for an extra day. Chapter 1 covers the

scope of the experiment and what I was looking for. Chapters 2 through 5 cover the results from each location. Chapter 6 goes into an in-depth explanation of the Theory of Multidimensional Reality that explains the phenomena observed. In Chapter 7 I explain what mechanism is causing these strange phenomena.

The first thing that should be done is to explain what are the traditional explanations of gravity and what are some of the important equations so that you can identify for yourself which theory makes sense and which doesn't.

### Traditional Explanation of Gravity

The classical definition of gravity, as presented by Sir Isaac Newton, is that it is proportional to the mass of an object or planet and inversely proportional to the square of the distance from the center of the two objects or planets. Newton presents two propositions in the *Law of Universal Gravitation*.

1. *There is a power of gravity pertaining to all bodies, proportional to the several quantities of matter which they contain.*
2. *The force of gravity towards the several equal particles of any body is inversely as the square of the distance of places from the particles.*

The law is expressed by this equation  $F = Gm_1m_2/d^2$ , where  $m_1$  and  $m_2$  are any two masses,  $d$  is the distance between the two objects,  $F$  is the force of gravity between the two objects, and  $G$  is the universal constant ( $6.670 \times 10^{-8}$  dyne  $\text{cm}^2 \text{gm}^{-2}$ ).

In the early part of the twentieth century (1916) Albert Einstein developed his General Theory of Relativity which incorporates his theories on gravitation. He assumed that gravity is a physical effect produced by the curvature of a four-dimensional space-time, with the fourth dimension being time. Where Newton had four index tensors or vectors to describe the curvature of space-time, Einstein uses ten tensors of Riemannian's space-time geometry.

The important thing to remember is with both approaches gravity is due to mass. Height or size is directly proportional to the gravitational field the object is in. With the General Theory of Relativity, time slows down and objects get smaller when they are in the proximity of a strong gravitational field. The shrink and grow phenomenon found at all three gravitational vortexes have been explained away by saying that there is some large meteor or metal

mass buried down below. All three attractions have reported greater than a 7% size change in their vortexes. Such a size change would represent a mass of such great density or size that it is implausible such a body exists in the geological areas where these attractions are situated. I will show, using the results of the experiments that the traditional theories of existence do not explain what gravity truly is, and what is going on in these gravitational vortexes.

The scope of this book is not to demonstrate the field equations of the General Theory of Relativity or to try to calculate the size and density of a mass necessary to create the observed effect. I just want the reader to understand that traditional science philosophy cannot explain the observed phenomena at these locations and if they are genuine, then academia, society, and most importantly—you must decide: Do the traditional philosophies of existence fall or do we continue to hide and ignore these very special phenomena? If society chooses the latter, they are sticking their heads in the dirt, as man did in the Dark Ages thinking that the flat earth was the center of the universe.

### Gravitational Vortex Anomalies of the United States

Listed below are all the gravitational anomalies we know of in the United States. I have tested only the four mentioned above. I have not tested the others, therefore, I cannot authenticate their genuineness. Their distribution throughout the United States will enable readers to travel to these sites and do their own testing and make up their own mind. Some of these locations are not commercial attractions. Some are just a stretch of road such as Magnetic Hill, California. Next to these locations I have placed an asterisk (\*). Chapter 1 covers the experiments, procedures, and equipment, so you can duplicate the same experiments and see if you get the same results.

#### Arizona

Rose Point\*, *Sedona, Arizona*

#### California

The Mystery Spot, *465 Mystery Spot Rd., Santa Cruz, California 95063*  
(408) 423-8897

Has a two room cabin, has shrink and grow phenomenon,  
on the side of a hill.

Discovered 1940, 150' in diameter.

Confusion Hill, *75001 North Hwy 101, Piercy, California 95587*  
(707) 925-6456

Has a two room cabin, has shrink and grow phenomenon,  
on the side of a hill.

Discovered 1949, 100' in diameter.

Gravity Grade\*, *Mt. Baldy, Pomona, California*

Magnetic Hill\*, *Lichau Rd, Petaluma, California*

Automobiles appear to roll up the hill. 300' long.

#### **Florida**

Spook Hill\* (a stretch of road), *N. Wales Drive, Lake Wales, Florida*  
Automobiles appear to roll up the hill.

The Mystery Spot, *St. Augustine, Florida*

#### **Michigan**

Mystery Hill, *7611 US Hwy 12, Irish Hill, Michigan 49265*  
(517) 467-2517

Has a two room cabin, claims shrink and grow phenomenon,  
on the side of a hill.

The Mystery Spot, *150 Martin Lake Rd., St. Ignace, Michigan 49781*  
(906) 643-8322

Has a two room cabin, claims shrink and grow phenomenon,  
on the side of a hill. Discovered 1953, 300' in diameter.

#### **North Carolina**

Mystery Hill, *129 Mystery Hill Ln., Blowing Rock, NC 28605*  
(704) 264-2792

Has a two room cabin, claims shrink and grow phenomenon,  
on side of a hill.

Discovered 1950.

#### **Ohio**

Mystery Hill, *8232 Harbor Blvd., Marblehead, Ohio 43440*  
(419) 798-5230

Has a cabin, claims shrink and grow phenomenon, on side  
of a hill.

#### **Oregon**

The Oregon Vortex, *4303 Sardine Creek Rd., Gold Hill, Oregon*  
*97525* (541) 855-1543

Has a two room cabin, has shrink and grow phenomenon, on  
side of a hill.

Discovered 1935, 165' in diameter.

Uncanny Canyon\*, *Crater Lake, Oregon*; Exact location unknown.

Unnamed area, *located near Coquille, Oregon*; Exact location unknown.

**South Dakota**

The Cosmos of the Blackhills, *24040 Cosmos Road, Rapid City, SD 57702*

(605) 343-9802

Has a two room cabin, claims shrink and grow phenomenon, on side of a hill.

Discovered 1952.

**New Brunswick, Canada**

Magnetic Hill\*, *Trans Canada Hwy 2 (near Mountain Rd.), Moncton, New Brunswick, E1C 5B2*

(506) 384-2350

Automobiles appear to roll up the hill. Discovered 1933.

**Tennessee**

Mystery Hill, *Dudley Creek Rd. and US 441, Gatlinburg, Tennessee*, Attraction not open.

**Wisconsin**

The Wonder Spot, *Hwy 12 (Exit 92), Lake Delton, Wisconsin 53940*  
(608) 254-4224

Has a two room cabin, on side of a hill.

Discovered 1948. 55' in diameter.

**Wyoming**

The Teton Mystery, *S. Hwy 89, Box 1412, Jackson, Wyoming 83001*  
(307) 733-4285

Has a cabin, claims shrink and grow phenomenon, on the side of a hill.

Discovered 1939. Smaller than 100' in diameter.

# Chapter 1

## The Test Procedures and the Search

The Oregon Vortex® and the Santa Cruz Mystery Spot were familiar to me because of previous visits to them five and ten years earlier. I knew what both attractions claimed and I wanted to set up some experiments that would test the phenomena and quantify the results. The attractions claimed the following phenomena:

1. Objects and people would shrink and grow depending on where the individuals stood in relation to the center of the gravitational anomaly. That means a person or object who was closer to the center of the anomaly would be shorter than the object further away or outside the area.
2. A dead weight hanging freely from above would be harder to push towards the center of the anomaly than away from it.
3. The percentage of the shrink and grow phenomenon would vary over time. The change in height would vary from one day to the next and sometimes during the same day.
4. Standing objects would tend to lean into the center of the anomaly.
5. Compasses did not work properly within the anomaly.
6. The Oregon Vortex® claimed the anomaly was acting like it was a vortex flowing or moving.
7. Some people would get headaches in the anomaly.
8. Some people would have relief of pain in the vortex.
9. Some trees would grow with a noticeable counter-clockwise twist or some branches would grow curved following the vortex lines of “force”.

I had been to the Oregon Vortex® five years before and had performed some time tests with a 25 MHz crystal oscillator. The



results obtained were very encouraging and warranted a more in-depth study.

There were problems with the three attractions that were to be tested. The Oregon Vortex® would let me test the time shift but only from one direction. I would like to have measured the vortex from other directions. I did learn from the other two sites that it really did not matter but it would be better conformation where the center was and if the gravitational field was even throughout the vortex. The staff at the Oregon Vortex® was the most knowledgeable about the anomaly and had the best literature describing the phenomena.

The Santa Cruz Mystery Spot was easy to access from the street side but was very difficult from the back hillside of the attraction. We had to approach the anomaly from both sides, so we could locate the center of the vortex. Staffers were not really sure as to the location of the center.

The Confusion Hill attraction had no tour guides and it was on the side of a fairly steep hill. There was very little level ground that we could take the shrink and grow photographs. They also did not know the location where the center.

### **Time Constraints for the Experiments**

We could not stay longer than one to two days at each site because of our own time constraints. The attractions could not have us stretching the cables for long periods of time. There was some danger that a visitor could trip and fall over the cables or other equipment. I did not want to interfere with them demonstrating and showing the attractions to paying tourists. Hourly and daily fluctuations in frequency were noticed. After these experiments were over I came to believe it is important these sites be tested over long periods of time such as one month.

### **Shrink and Grow Phenomenon**

The one phenomenon that defines these special gravitational anomalies is the observation that objects and people get smaller, as they get closer to the center. This effect is reminiscent of the General Theory of Relativity. As objects get closer to a large mass, its gravitational field warps time and the size of objects in its vicinity. It is because of the General Theory of Relativity that scientists have assumed there is a meteor or other large massive metal object



buried under these sites. The problem with this assumption is the Oregon and Santa Cruz sites are located in areas of sediment probably no older than 36,000 years and all three locations have no evidence of iron or other heavy metals in their regions. Also, the size or density of a meteor would have to be huge to create the size and time changes observed in all three sites and this is just not the case because the size of the anomalies are not greater than 165 feet. In fact if it was a meteor we would be seeing a crater as large as the one in Arizona.

All the attractions tested had two room wooden shacks built on them. The Oregon Vortex<sup>®</sup> was the first and oldest attraction. The other two attractions were copies of the Oregon site. Looking at the sales brochures of the other gravitational anomalies around the country they all seemed to be built based on the Oregon model. The shacks are built leaning on the side of hills. They are built to confuse the eye and create an optical illusion. I now know the shacks of these sites, really confuse the issue of the gravitational anomaly. It would be better if the site was bulldozed level and then a building was put on it.

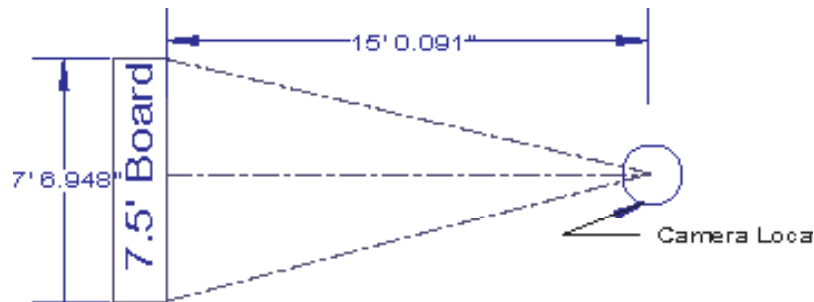


Figure 1: layout of the measuring board and camera tripod.

All three attractions had photos of the shrink and grow phenomenon, but the photos were useless because the camera was not placed perpendicular at the midpoint between the two subjects. Usually the camera was placed on the side where the larger image was (farther away from the center of the anomaly). The result was the picture accentuated the effect. Sometimes the camera was moved after the first picture and moved back, which would also accentuate the shrink and grow phenomenon. To avoid this a 7'6" long board was used as a platform with the midpoint marked

(Figure 1). Two 6'3" white polls are attached for reference heights. Three wires were precut to make sure the camera and tripod were placed 15' from the center of the board. When the space at the site did not permit 15', the camera tripod was measured independently to make sure placement was midpoint and level.

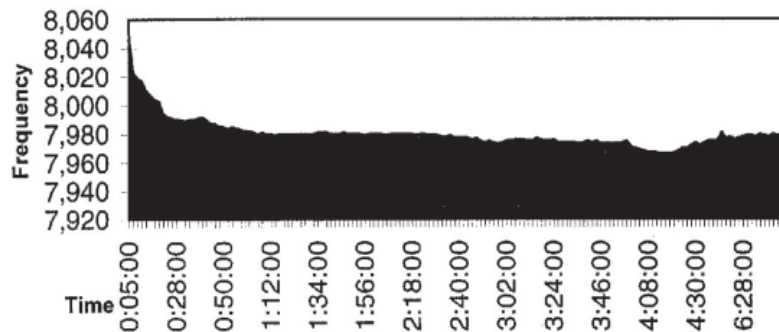
### Time Shifts

The General Theory of Relativity calls for time to slow down as objects approach a large gravitational mass. Time slows down on clocks placed near a black hole. The clock itself would also get much smaller. This is similar to the Special Theory of Relativity that holds that time slows down and objects get smaller as they approach the speed of light.

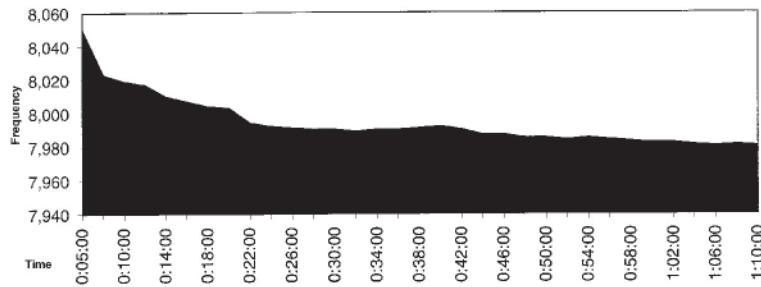
My experimental approach was that if there was a time shift associated with the size change, then it would rule out any possibility of optical illusions or trickery. To measure any time shifts I used a 25 MHz freely oscillating crystal powered by a 9 volt battery. I used only Eveready® Energizers® because they started with 9.4 volts and their discharge rate was consistent. The crystals' frequency output averaged 24,997,980 over eight hours, plus or minus 6 hertz. Table 1 plots the frequency output, in normal time and space, over eight hours. Table 2 shows a more detailed graph covering the first hour and ten minutes. The chart only displays the last four numbers of the frequency. The frequency output was fairly stable for such a simple circuit. It was a simple circuit with no voltage regulating or frequency compensating circuitry. As long as the voltage was above 6 voltage, the crystal operated within the frequency range. I tested and plotted the crystal oscillator in Bellevue, Washington, which I considered "normal" space and time. The 35 MHz frequency counter was able to display single hertz or cycles. This was important because I wanted to measure the slightest change in time. The crystal was connected to the frequency counter by a 113' 58 W coax or a 200' coax. I was also able to connect the two cables together if extra length was needed. The frequency counter was powered by both line voltage as well as a 12 volt 31 amp gel cell battery. The frequency counter was tested with both power sources and there was virtually no difference in output readings or performance.

The time measurements used in the experiment are the hours and minutes from when the 9 volt battery was put into the frequency generating crystal source (the crystal).

The procedure was the same for all the locations. First the new 9-volt battery was loaded into the crystal source. The frequency counter was turned on and both were left for over 30 minutes so they would both reach ambient temperature and the frequency would stabilize. Next, the crystal was brought into the anomaly to see where the lowest or highest frequency was indicated so the center could be located. I received some strange frequency readings from all three locations, when we first brought the crystal into the anomaly. I discuss this in-depth in Chapter 7.



**Table 1:** The frequency output, in normal time and space, over eight hours.



**Table 2:** The frequency output, in normal time and space, over 90 minutes.

Five years ago I did some time experiments with the same crystal and frequency counter at the Oregon Vortex®. The observation then was the frequency would shift up. This time I observed frequencies shifting up and down. This will also be discussed in chapters dedicated to each gravitational anomaly and Chapter 7 (The Conclusion). I also discovered that the number of people entering these anomalies also affected the frequency.

### **Force Moving a Dead Weight**

All three attractions had iron weights hanging from the ceiling in the wooden shacks. Because all of the shacks were built crooked or were now crooked, it made it hard to measure the force because we didn't have a flat floor to rest the test equipment on. At the Oregon Vortex® I used my own weight suspension system and used it outside on level ground. At Confusion Hill and the Mystery Spot we hung our 25 lb. weight from the ceiling and measured the force with our equipment. We were able to get consistent results from all three locations. We did these experiments after we located the center of the vortex and had done most of our frequency or time tests.

### **Proof of the Shrink and Grow Phenomenon**

The big problem was making sure the camera and tripod were set up equidistant between both individuals and perpendicular to the board they stood on. The center of the anomaly had to be located so the subjects would be in-line with the center. There were problems at the Mystery Spot because the area next to the two-room cabin was not that level and it was not a full 15' from our board. At Confusion Hill there was a noticeable shrink and grow phenomenon, but the area was not wide enough to place the 7.6' board, so we had to use their platform. The tripod had to be placed inside the shack because of a lack of room.

### **Leaning into the Center of the Vortex**

All attractions claimed that people standing inside the vortex would appear to lean towards the center. We tested this claim by dropping a plum line and photographing one of us standing next to it. For this experiment it was important to first locate the center of the vortex, so we knew where we to stand.

### **The Compass Experiments**

Some places have claimed that a compass does not work properly in the anomaly. We used two compasses to locate true north. We both noticed no problem with our compasses used for direction. To do this experiment properly, I should have had an electronic compass/direction finder but due to cost of such equipment it could not be used. We were told at the Mystery Spot in Santa Cruz that a German scientist had brought a magnetometer into the anomaly to

measure magnetic fields. He recorded significant changes over very short distances within the vortex. These changes normally occur over many miles, so something unusual was recorded. It would be worthwhile for someone to do a mapping of these anomalies with a magnetometer to see if a grid pattern shows up which is what John Litster claimed at the Oregon Vortex. He used a dowsing rod to locate what he called terralines located 57" apart.

The Mystery Spot and the Oregon Vortex® both claimed that pilots notice compass changes many thousands of feet in the air.

### **Do Gravitational Anomalies Behave Like a Vortex?**

The definition of a vortex is a mass of a fluid having a whirlpool or circular motion tending to form a cavity or vacuum in the center of the circle and to draw towards this cavity or vacuum bodies subject to its action. Mr. John Litster is the one who labeled the Oregon anomaly a vortex because he felt the forces within the anomaly were rotating around a center point. He observed people and objects leaning towards the center of the anomaly. He also observed the madrona trees, within the "vortex," would bend in the same direction. He interpreted the bending to the terralines causing the tree limb to bend, when they came in contact. All of the attractions demonstrate such tree limb bending, as well as trees that grow twisted like a corkscrew counter-clockwise.

The scope of my experiments were not to locate these terralines nor to measure any force movement within these anomalies. Since we observed such twisting of trees in all three locations, I will accept the idea that some sort of vortex action is occurring within the anomalies. Throughout this book I will interchangeably use vortex and anomaly as one and the same.

### **Unexpected Surprises**

As with most experiments one gets surprises when they are performed in the field. I had made some assumptions as to what the frequency reading would be and the amount of shrink and grow that would be observed. When I performed the frequency test five years before I had observed the crystal frequency shifting up as it was placed closer to the center. What was observed was a surprise and further proved a large meteor buried a long time ago could not cause that anomaly. Chapters 2 through 5 covers what was measured and discovered at the four test locations. I encour-

age any person, with curiosity, to perform your own tests at these locations and see what you come up with.